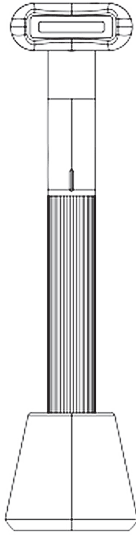


正面

115mm


VIOLET

4 Unique Skincare Technologies



Please read this manual carefully before use
and keep it properly for future reference

www.praimy.com



hello@praimy.com

— 1 —

Thank you for purchasing this product!

Product description

Main functions:


1.Led photorejuvenation


2.High frequency vibration promotes essence introduction.


3.hot compress to relieve the essence absorption.

4.EMS micro current makes skin firmer

Product features:

Magnetic charge

Intelligent induction switch

The message head can rotate 360 °

Product description

This product takes about 13000 times / minute vibration, combined with LED Photorejuvenation, 38-42 degree hot compress, EMS micro current stimulation, and after applying the product to skin care products such as eye cream or essence cream, can improve the absorption of skin care nutrition essence, help reduce dark circles / Pouch / puffiness / crow eye, dilute wrinkles, and delay the formation of true wrinkles

An illustrative

Message Head

EMS conductive sheet


LED

Indicator light


The fuselage

Base

Method of application

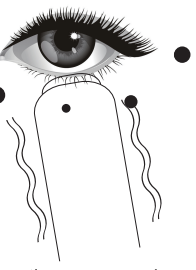


1.Apply proper amount of eye cream or essence to your eyes to make your skin moist.



2. Gently slide the massage head, lift and massage the skin around the eyes, repeat 15-20 times;


Note: when holding the main body of the product and the massage head contacts the skin, start to work, and stop working when you leave;



3. Press the massage head gently to improve the absorption of eye cream or essence. Each point stays for about 10 seconds, repeat 2-3 times;

— 4 —

反面




4. You can also massage the cheek, chin and other parts according to the above operation method. You can use the lifting technique to make your skin better;

Tip: the massage head can be rotated to lift the chin and cheek

5. After use, wipe the massage head with a clean cloth, wet towel (or alcohol cotton)

warning: do not flush with water



6. In addition to the eye contour massage, can also massage the whole face and other parts of the body (such as waist, legs)

— 5 —

About charging

1. 2 charging modes:

1) Suitable at home: insert the USB end of type-C charging cable into the USB charger with 5V output, connect the charging plug to the charging base, align the main body with the magnetic suction contact of the charging base, and the magnetic suction charging will be carried out automatically regardless of direction;

2) Suitable for traveling: connect the charging cable USB to the 5V output USB charger, and the magnetic suction head is directly aligned with the charging column at the bottom of the main body of the product, which will automatically carry out magnetic suction charging regardless of direction;

2. When the indicator light flickers, it is in the charging state;

3. When the indicator light is always on, the battery is full;

4. When in use, if the indicator light flashes frequently, it should be charged immediately to remind of power shortage, otherwise it will stop working;

5. Take good care of the charging line and do not lose it.

6. The product will stop working when charging

Special Note:

This product is human body induction switch design, due to personal resistance difference, if the product induction is not sensitive phenomenon, may wet the skin,then use.

Warning

1. This product is not waterproof, do not place the equipment or near the bathtub, pool washbasin, in order to prevent falling into and damage the equipment; Do not flush directly with water;

2. The battery shall be fully charged at least once in three months, otherwise the battery may be damaged due to drying up;

3. When in use, the massage head can only rotate to the left or right without breaking to prevent damage;

— 6 —

Matters needing attention

1. If you have skin disease, please consult a dermatologist before use;

2. For the first time, please try it on your arm skin;

3. If you have any discomfort, stop using immediately and consult a dermatologist;

4. For hygiene reasons, please do not share this product with others;

5. Place the device out of the reach of children to prevent accidents;

6. Do not use corrosive chemicals to wipe the product;

7. Please do not disassemble this product for non professionals.

Product parameters

Product material	Metal + PC plastic
Battery capacity	350mAh
Input voltage	5V
Charging time	2H
Body size	172.6*16*16mm
Net weight	60g
Power	1W

Warranty terms

① The shelf life of the product is one year from the date of purchase;

② The scope of product warranty refers to the quality problems of the product under normal use;

③ Free maintenance within the warranty period and scope;

④ In order to ensure cleanliness and prevent infectious skin diseases, once used, this product will not be returned.

— 7 —

Disclaimer

The user of the product is at his own risk. Does not assume any responsibility and liability for any bodily or non-bodily injury directly or indirectly caused by the use of the product. In addition, we reserve the right to modify this instruction and change the content at any time, and have no obligation to inform any individual of such modification or change.

Warranty exception

1. Under any of the following circumstances, even during the warranty period, it can not be treated as warranty, but it can be charged for repair:

① Damage caused by failure to use, maintain or keep the product according to the requirements of the product manual;

② Damage caused by incorrect operation, damage (such as falling, falling into water, etc.) and forced knob;

③ Failure and damage not caused by the storage environment specified by the product (e.g. too high, too low, humid, etc.)


④ Damage caused by force majeure (such as lightning, earthquake, fire, flood, war, etc.)

2. This warranty is only applicable to the occasions where consumers purchase and use for personal consumption, not for business use.

Warranty card

Purchase channel / order number
Purchase date
Customer name
E-mail
Purchase address
Product color
Contact number
Customer address
Problem description

Certificate quality



Inspector

If you have any quality problems, please contact the local seller

— 8 —